

## General Description

The Rane DA 216S Distribution Amplifier is a two-input, sixteen-output splitter/distribution amplifier. The DA 216S is capable of providing sixteen discrete balanced outputs from one or two balanced mic-level or line-level inputs. The level of each output is individually adjusted via one of the sixteen screwdriver Output Level controls on the front panel. *Each output may be assigned to either or both inputs via front panel accessible slide switches.*

The Master A and B Level controls affect the overall level of each input. In other words, they allow all assigned outputs to be turned up or down at once. LEDs indicate an Overload (OL) at either the inputs or at the internal gain stages.

Each input is set to either Mic or Line level via the rear panel Input Pad pushbutton. The separate Input Gain pushbutton

switches provide a microphone input with +60 or +40 dB of gain, or a line input with +20 or 0 dB of gain. With Input Gain, Master Levels and Output Levels, any reasonable input signal may be adjusted to a nominal +4 dBu and still have 17 dB of headroom. The Phantom Power switch provides +15 VDC for condenser microphones. *Any input assigned to line-level has this phantom voltage turned off automatically.* A rear-panel LED indicates when the Phantom Power is engaged.

Each output stage incorporates a high-current balanced output line driver for driving long lines with optimal performance.

The DA 216S improves on the previous DA 216 model with an internal universal voltage power supply, operable nearly anywhere in the world (100-240 VAC).

## Features

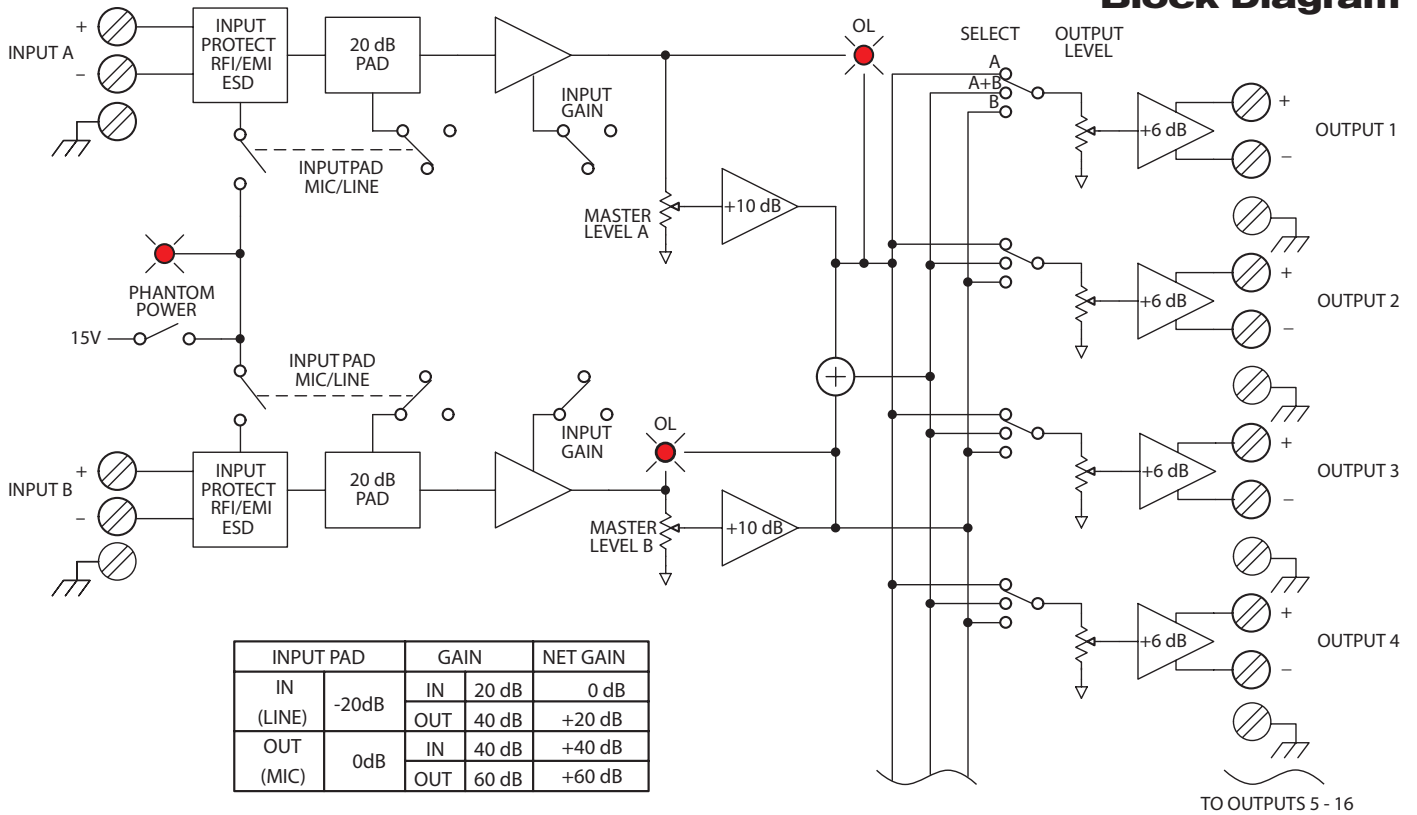
- A, B, A&B Output Assign Switches
- Sixteen Balanced (Terminal) Outputs, Individually Assignable
- Two Balanced Inputs
- Studio Grade Low Noise Input Amp
- Input Overload Indicators
- Mic/Line Input Switches
- Gain Switches: 40/60 dB Mic, 0/20 dB Line
- Phantom Power Switch
- Master Input and Individual Output Level Controls
- Stable High-Current Line Drivers
- All Outputs Capable of Driving 600Ω Loads Simultaneously
- UL/CSA/CE Internal Universal Power Supply (100-240 VAC)



**Features and Specifications**

Parameter	Specification	Limit	Units	Conditions/Comments
Mic Input Impedance	1.82k	1%	Ω	Balanced 909 + 909
Line Input Impedance	17.9k	1%	Ω	Balanced 8.97k + 8.97k
Mic Gain Control	+40 & +60	±2	dB	2-position switch
Mic Pad	20	±2	dB	2-position switch
Line Gain Range	0 & +20	±2	dB	2-position switch
Overall Mic Gain	+56 & +76	±4	dB	All controls maximum
Overall Line Gain	+16 & +36	±4	dB	All controls maximum
Max Mic Input Level	-20	typ	dBu	Gain at 40 dB
Max Line Input Level	+21	typ	dBu	Gain at 0 dB
Overload LED	3 dB below clip	typ		Clip defined as 1% THD+N
Phantom Power	+15	±0.5	VDC	Phantom Power switch active
Output Impedance	200	1%	Ω	Balanced 100+100
Output Drive Level	+24	typ	dBu	600 Ω load
Output Cable Length	1500	max	feet	Belden 8451 or equivalent
Mic Equivalent Input Noise	-128	typ	dBu	Rs=150, gain=60 dB
Line Signal-To-Noise Ratio	100	min	dBV	gain=0 dB, re +4 dBu, 22 kHz BW
THD+Noise (Line Input)	0.005	typ	%	gain=0 dB, +4 dBu@1 kHz, 80 kHz BW
Frequency Response, Line	15-50 kHz	+0, -3	dB	0 dB Gain, 0 dBu Output
Frequency Response, Mic	15-50 kHz	+0, -3	dB	40 dB Gain, 0 dBu Output
Frequency Response, Mic	30-50 kHz	+0, -3	dB	60 dB Gain, 0 dBu Output
Crosstalk	80	typ	dB	+4 dBu Output, 1 kHz
Agency Listing				UL/cUL/CE
Power Supply Requirement	100 to 240	10%	VAC	50/60 Hz, 7W
Unit: Construction	All Steel			
.....Size	1.75"H x 19"W x 5.3"D (1U)			(4.4 cm x 48.3 cm x 13.3 cm)
.....Weight	4 lb			(1.9 kg)
Shipping: Size	4.25" x 20.3" x 13.75"			(11 cm x 52 cm x 35 cm)
.....Weight	7 lb			(3.2 kg)
<i>Note: 0 dBu=0.775 Vrms</i>				

**Block Diagram**



**Applications**

Use of the DA 216S is straightforward. Connect balanced inputs and outputs to the Euroblocks, following the silk-screened labels. Wire range is #14 to #26 stranded or solid.

The diagram above shows the uncomplicated nature. Fully balanced low-noise mic preamplifiers receive the signal to be split or distributed. The Input Pad pushbuttons change the input gain range. Additional Gain pushbuttons increase either Mic or Line level inputs another +20 dB (see table above).

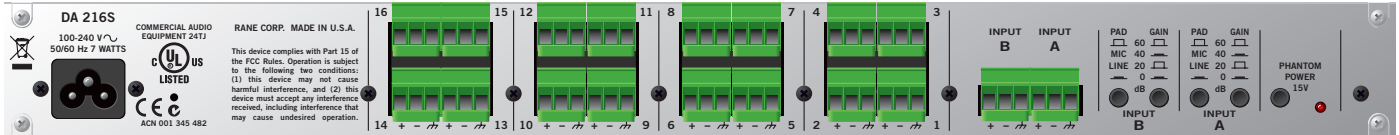
Keep an eye on the Overload indicators when setting the gain. Always use the most gain possible without causing the Overload indicator to light. Occasional flickering is permitted. Setting gain this way maintains the best signal-to-noise performance for the system. The Master Level controls allow level matching and balancing as required.

When operating unbalanced, a 6 dB loss of signal must be taken into account when setting the gain structure of the system. *When wiring an Output for unbalanced operation do not ground the unused terminal (i.e. usually the “-”). Unbalanced uses only the “+” and ground terminals.*

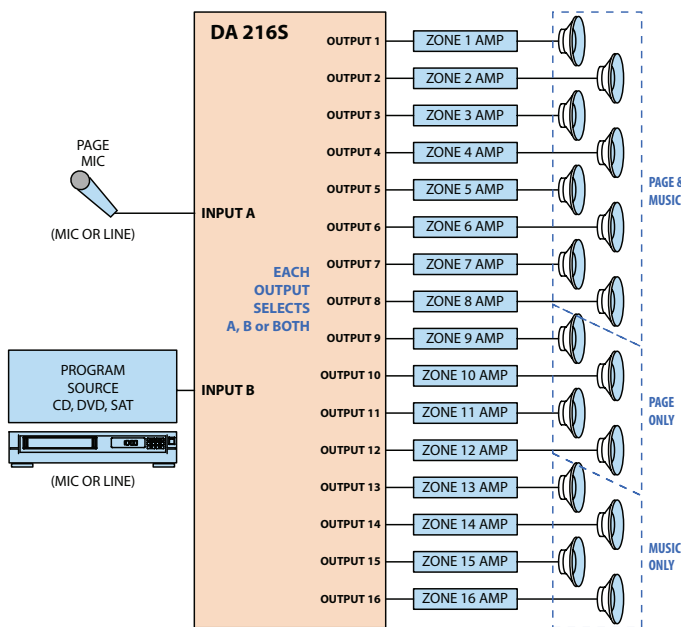
**32 Unbalanced Outputs Tip**

The (“-”) Output may also be used as an unbalanced line driver, albeit inverted. The balanced Input terminals of the next stage must be reversed (+) for (-) to correct for the inversion. This nets a total of 32 Outputs! However, the penalty for 32 outputs is that unbalanced operation will not drive long lines and individual control is lost.

**Rear Panel**



**Application Example**



**Architectural Specifications**

The distribution amplifier shall have two (2) inputs and sixteen (16) outputs. The unit shall be capable of mono (16 mono outputs) or stereo operation (8 stereo outputs) via front panel switches. Each output shall be assignable to either or both of the master inputs.

Each input shall be microphone or line level switchable by means of rear panel switches. Additional 20 dB gain switches shall be built-in for each input, applicable to either a mic or line level signal. Each input shall have a front panel screwdriver level adjustment. 15V phantom power shall be provided via a rear panel switch for microphone inputs.

Each output shall have a front panel screwdriver adjustment. Inputs and outputs shall be active balanced screw terminal connectors.

The unit shall be capable of operation by means of its own built-in universal power supply operating at 100-240 VAC and meet CE requirements. The unit shall be UL and cUL listed. The unit shall be entirely constructed from cold-rolled steel.

*The unit shall be a Rane DA 216S Distribution Amplifier.*

**Available Accessories**

- SC 1.7 Single Space Security Cover