

General Description

Smart Remotes provide cost-effective, flexible control of Rane’s RPM Programmable Multiprocessors. Depending on which remote is selected for the application, the end user is presented easy access to a variety of functions such as source selection, preset recall, and level adjustment.

Rane’s Drag Net™ software (included) is used to configure the remotes. The various modes and parameters (e.g., Backlight Timer) are set directly when connected to a live device; alternately, configurations can be created offline and saved as Storage files or user templates for subsequent upload to the remote at the job site.

Remotes are easily mapped to specific functions or parameters within a particular RPM using Drag Net’s Remote Map feature. It is possible to assign a single remote to one or more parameters – to control a mono or stereo zone level, for example. It is also possible to assign multiple remotes to control the same parameter, as in a primary/secondary arrangement. Remotes linked in this manner automatically track each other’s changes, remaining in synch at all times.

All Smart Remotes are electrically compatible with standard RS-485 interfaces plus power, typically requiring only shielded CAT 5 cable with two twisted pairs. Any combination of star or series wiring is permitted, within the guidelines specified in the Operators Manual. A maximum of 8 remotes connect to the RS-485 bus at one time. A rotary switch on the side of each unit sets a unique address, numbered 0 through 7.

In addition to the power and data connections, each remote features an Encoder Lock which, when grounded using an external key switch or other method, effectively prevents unauthorized users from making changes, while still displaying the current status.

The remotes mount in a standard U.S. electrical box with a minimum depth of 2¼ inches, and covered with a standard Decora® plate cover. Since Decora plates come in different colors, the remotes ship with a variety of colored inserts that install behind a clear protective lens. If the architect or interior designer requires a custom color, templates allowing a custom insert (out of the wall paper, if need be) and cut to the proper size are available.

Smart Remotes are compatible with these RPM products: RPM 88, RPM 44, RPM 22.

Although Smart Remotes are primarily used in conjunction with RPM products, they can also be used with any host controller capable of implementing the RW-485 communications protocol detailed in the Operators Manual.

Common Features

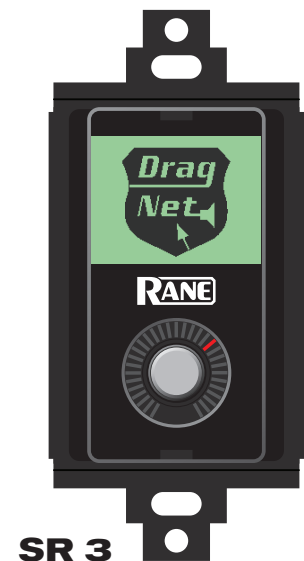
- Data encoder with integrated push switch
- Illuminated 31-segment Level indicator
- Any combination (SR 2 / 3 / 4) of up to 8 Remotes on a single RS-485 connection*
- Fits standard U.S. electrical box
- Standard Decora color schemes included
- Pluggable Euroblock connector
- Star and/or series wiring compatible

**External Power Supply may be required with the RPM 88. Details in the manual.*

Decora is a trademark of Leviton

Windows is a trademark of Microsoft Corporation

Drag Net is a trademark of Rane Corporation



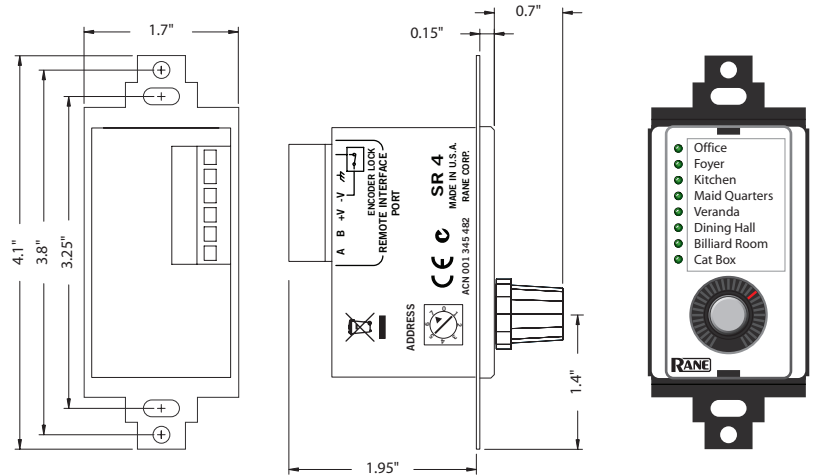
SR 4

SMART REMOTE



SR 4 Description

The SR 4 features a 31-position LED indicator, rotary data encoder with integrated push switch, and a column of eight green LED indicators for selection status. Custom selection lists are easily created using the included Microsoft Word template or SR 4 Label Maker application. The printed list is then placed beneath the transparent window of the SR 4's faceplate insert, and held firmly in place by a plastic lens. Each SR 4 ships with three faceplate inserts: white (with black logo), almond (with black logo) and black (with white logo).



Applications

As a zone controller to

- Select sources and adjust zone or source levels
- Recall presets and adjust levels

As a master remote to

- Adjust multiple levels independently or simultaneously from a single remote
- Select presets for room combining

Features

- Green LED indicator shows current selection
- Push and turn, bump mode options for changing selection (to recall preset, select source, etc.)
- Custom-printed text label shows all selection options
- Microsoft Word template and SR 4 Label Maker app included

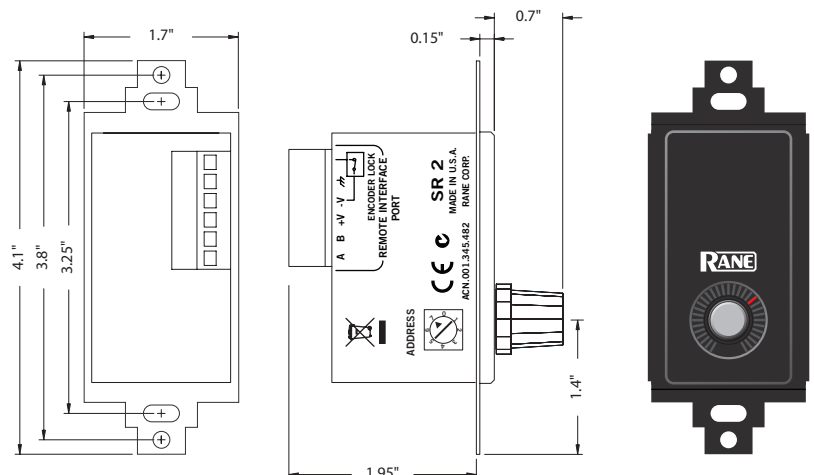
SR 2

SMART REMOTE



SR 2 Description

The SR 2 features a 31-position LED indicator and rotary data encoder with integrated push switch. The push switch permits control of two independent parameters: Level 1 when the encoder is rotated normally, and Level 2 when the encoder is pushed and held while rotating. Each SR 2 ships with four faceplate inserts: white (w/ black logo), white (w/ almond logo), almond (w/ black logo) and black (w/ white logo).



Applications

As a zone controller to

- Control one or two input levels (music versus mic, for example)
- Automatically link/unlink with other SRs for room combining

As a master remote to

- Control level for two independent zones

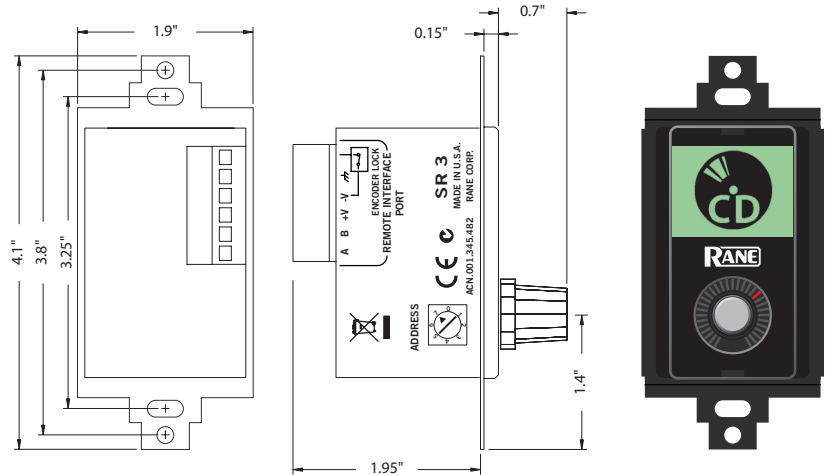
Features

- Independent control of two parameters
- Standard Decora color schemes included

SR 3 Description

The SR 3 features a 31-position LED indicator, rotary data encoder with integrated push switch, and a 98 x 64 pixel, monochrome, LCD display with programmable backlight. Up to 16 images are stored locally in the SR 3 as bitmap pages and automatically recalled to correspond to different system modes. Create your own bitmaps (.bmp files) using a graphics program, such as Microsoft Paint, or use any of the images installed automatically with Drag Net. The RaneSR_3 font contains a number of useful audio/visual symbols, and is automatically installed. Each SR 3 ships with four faceplate inserts: white (w/ black logo), white (w/ almond logo), almond (w/ black logo) and black (w/ white logo).

Due to the the width of the SR 3, it cannot be mounted immediately next to another SR 3 and have a dual Decora plate fit the front. However, other remotes can be mounted next to the SR 3, such as an SR 2, SR 4, MRS 4, VR 2 or LRS 4. In order to mount two SR 3s next to each other, you need two single gang boxes with enough space for two Decora plates.



Backlight Maximum Setting



Features

- Built-in 98 x 64 pixel liquid crystal display
- Programmable backlight with auto-on and auto fade-out
- Internal storage for title page plus 16 quick-display bitmaps
- Push and turn, bump mode options for changing page (to recall preset, select source, etc.)
- Auto Title Page (Page 0) for displaying company logo, venue logo, text instructions

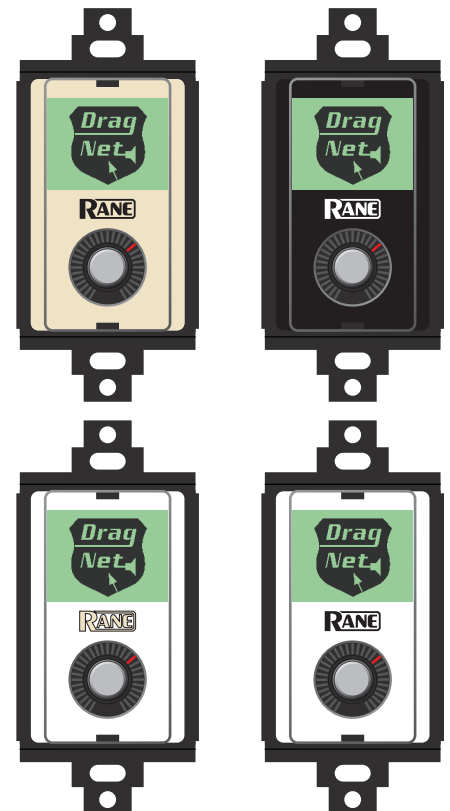
Applications

As a zone controller to

- Select sources and adjust zone or source levels
- Recall presets and adjust levels

As a master remote to

- Adjust multiple levels independently or simultaneously from a single remote
- Select presets for room combining

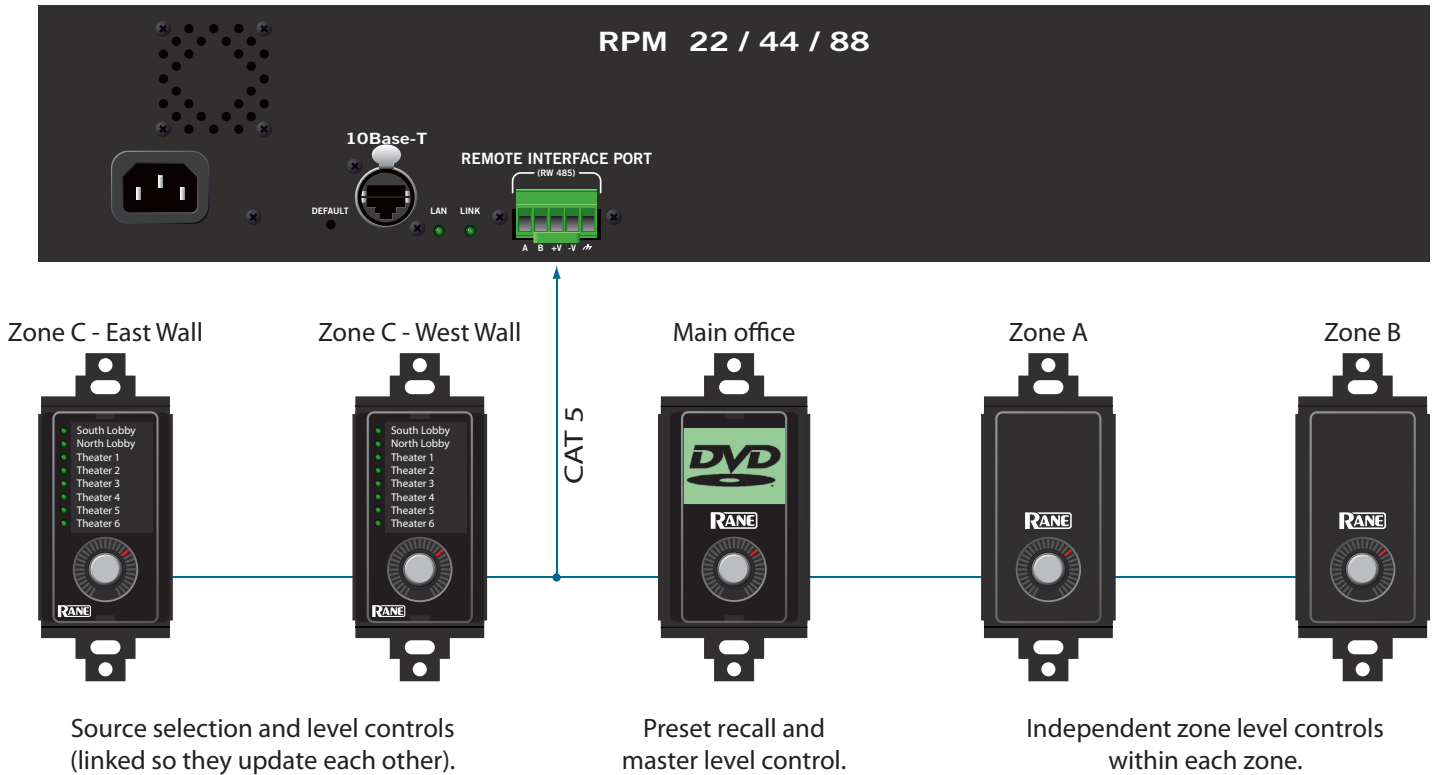


SR 4 / SR 3 / SR 2

SMART REMOTES



Typical RPM / SR Application



Parameter	Specification	Limit	Units	Conditions/Comments
I/O: Type	RS-485			Euroblock connector
.....Impedance	12k	min	Ω	Receive Mode
.....Baud Rate	38400	<1%	bps	RW 485 baud rate
	9600	<1%	bps	Programmable
	19200	<1%	bps	Programmable
	57600	<1%	bps	Programmable
	115200	<1%	bps	Programmable
.....Data Format	N81			No parity, 8 data bits, 1 stop bit
Power Supply Requirement	7 minimum, 16 maximum	min	VDC	DC voltage @ +V referenced to -V
RW 485 Drive Current	28	+1	mA	No termination, communication active. One remote per bus active at a time.
SR 4: Supply Current	52	+5	mA	Communication idle
SR 3: Supply Current	50	+5	mA	Backlight off, communication idle
	95	+5	mA	Backlight max brightness, communication idle
SR 2: Supply Current	42	+4	mA	Communication idle
All Units: Agency Listing	CE (EMC)			EMC directive 89/336/EEC
	CE (safety) Exempt			Exempt per article 1, LVD 73/23/EEC
.....Construction	Steel			Chassis
	Polycarbonate			Lens
SR 2 / SR 4: Size	4.1" H x 1.7" W x 2.8" D			(10.4 cm x 4.3 cm x 7.1 cm)
SR 3: Size	4.1" H x 1.9" W x 2.8" D			(10.4 cm x 4.8 cm x 7.1 cm)
All Units: Weight	8 oz			(.23 kg)
.....Shipping: Size	3.6" H x 11.75" W x 7.2" D			(9.2 cm x 30 cm x 18 cm)
.....Weight	1 lb 8 oz			(.69 kg)